

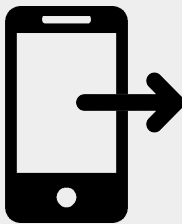
Thanks for choosing Skeeter Hazer — the smarter way to enjoy mosquito-free outdoor spaces. This Quick Start Guide walks you through setup in just a few simple steps, with photos to help along the way. Let's get you up and running so you can sit back, relax, and enjoy the outdoors—bug free.



Scan for Complete Product Manual

Before you Start- Download our App!

To control your Skeeter Hazer and customize its schedule, you'll need the Skeeter Hazer App on your mobile device.



1


Open the Device



Press push button on the top center to open the diffuser.

2

Remove Nozzle & Tube Assembly



Gently pull the top of the nozzle to detach the nozzle and tube assembly from the diffuser.

3

Insert the Repellent Bottle



- Remove the cap from the fluid bottle.
- Insert the tube through the foil seal.
- Screw the nozzle in careful not to overtighten.

4

Secure the Bottle Inside the Diffuser




**Note:** Fluid will leak if the diffuser is laid down with the bottle inserted.

Push the white O-ring (located at the back of the nozzle) into the diffuser's air outlet port.



5

Power on the Device



- Plug in 6 ft. USB-C cable or insert 3 “D” batteries (not included) to power on.
- If it doesn’t turn on, press and hold the MODE button for 5 seconds.

6


Close the Diffuser



Shut the door until you hear the click to ensure it is securely closed.

7

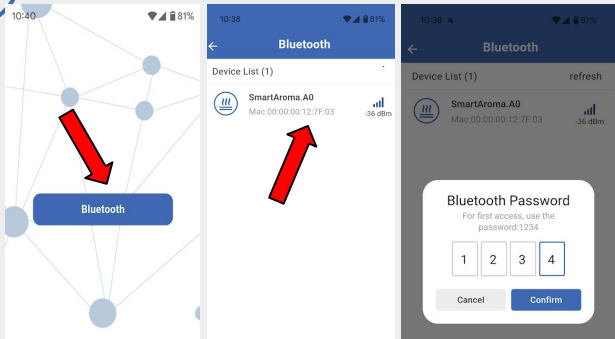
Position the Diffuser



- Set up the device in a semi-covered outdoor area.
- Mount it to a smooth wall or glass using the bracket, or place it on a flat surface using the built in split stand.

8

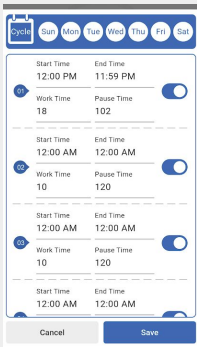
Pair the Diffuser via the App



Open the Skeeter Hazer App and select Bluetooth. Once your diffuser is displayed, enter the default bluetooth password 1234 when prompted.

9

Customize Settings & Enjoy!



The device is pre-programmed for a 250 sq. ft coverage. It runs daily for 12 hours (12pm-12am) Modify the settings in app to fit your space and schedule.

Stay Protected



**Keep the Haze Going**  
Scan the QR code to order your refill today!

